

**QT-Brightek Chip LED Series**

**0402 SMD Chip LED**

**Part No.: QBLP595 Series**

Product: QBLP595 Series	Date: February 15, 2025	Page 1 of 12
	Version# 1.4	

---

## Table of Contents:

Introduction .....	3
Electrical / Optical Characteristic (Ta=25 °C) .....	4
Absolute Maximum Rating .....	4
Characteristic Curves.....	7
Solder Profile & Footprint.....	9
Packing .....	10
Labeling .....	11
Ordering Information .....	11
Revision History .....	12
Disclaimer .....	12

## Introduction

### Feature:

- Water clear lens
- Package in tape and reel
- Compact 0402 package
- AllnGaP technology for R/Y/AG/O
- InGaN technology for IB/IG
- Viewing Angle: 140° typ.
- Height profile: 0.5mm

### Application:

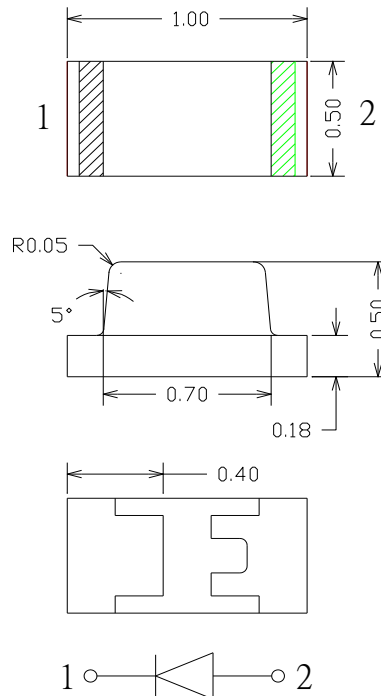
- Status indication
- Back lighting application

### Certification & Compliance:

- ISO9001
- RoHS Compliant



### Dimension:



Units: mm / tolerance = +/-0.1mm

## Electrical / Optical Characteristic (Ta=25 °C)

Product	Color	I <sub>F</sub> (mA)	V <sub>F</sub> (V)		λ <sub>D</sub> (nm)			λ <sub>P</sub> (nm)	I <sub>V</sub> (mcd)	
			Typ.	Max.	Min.	Typ.	Max.	Typ.	Min.	Typ.
QBLP595-R	Red	20	2.0	2.5	615	620	630	628	63	120
QBLP595-O	Orange	20	2.0	2.5	600	605	610	610	80	165
QBLP595-Y	Yellow	20	2.0	2.5	585	590	595	593	50	95
QBLP595-AG	Yellow Green	20	2.0	2.5	565	571	576	574	16	35
QBLP595-IG	True Green	20	3.1	3.7	515	520	525	515	320	600
QBLP595-IB	Blue	20	3.1	3.7	460	465	470	460	50	85

## Absolute Maximum Rating

Material	P <sub>d</sub> (mW)	I <sub>F</sub> (mA)	I <sub>FP</sub> (mA)*	V <sub>R</sub> (V)	T <sub>OP</sub> (°C)	T <sub>ST</sub> (°C)	T <sub>SOL</sub> (°C)**
AllnGaP	75	30	100	5	-40 ~ +80	-40 ~ +85	260
InGaN	111	30	100	5	-40 ~ +80	-40 ~ +85	260

\*Duty 1/10 @ 1KHz

\*\*IR Reflow for no more than 10 sec @ 260 °C

## Forward Voltage V<sub>F</sub> for AllnGaP @ I<sub>F</sub>=20mA

Bin	Min.	Max.	Unit
□	1.7	2.5	V

## Forward Voltage V<sub>F</sub> for InGaN @ I<sub>F</sub>=20mA

Bin	Min.	Max.	Unit
f	2.8	3.1	V
g	3.1	3.4	
h	3.4	3.7	

## Luminous Intensity $I_V$ @ $I_F=20mA$

Bin	Min.	Max.	Unit
B	16	20	mcd
C	26	25	
D	25	32	
E	32	40	
F	40	50	
G	50	63	
H	63	80	
I	80	100	
J	100	125	
K	125	160	
L	160	200	
M	200	250	
N	250	320	
O	320	400	
P	400	500	
Q	500	630	
R	630	800	
S	800	1000	

## Dominant Wavelength $\lambda_D$ for Red @ $I_F=20mA$

Bin	Min.	Max.	Unit
s	615	620	nm
t	620	625	
u	625	630	

## Dominant Wavelength $\lambda_D$ for Yellow @ $I_F=20mA$

Bin	Min.	Max.	Unit
m	585	590	nm
n	590	595	

## Dominant Wavelength $\lambda_D$ for Orange @ $I_F=20mA$

Bin	Min.	Max.	Unit
p	600	605	nm
q	605	610	

## Dominant Wavelength $\lambda_D$ for Yellow Green @ $I_F=20mA$

Bin	Min.	Max.	Unit
h	565	568	nm
i	568	572	
j	572	576	

**Dominant Wavelength  $\lambda_D$  for Blue @  $I_F=20\text{mA}$** 

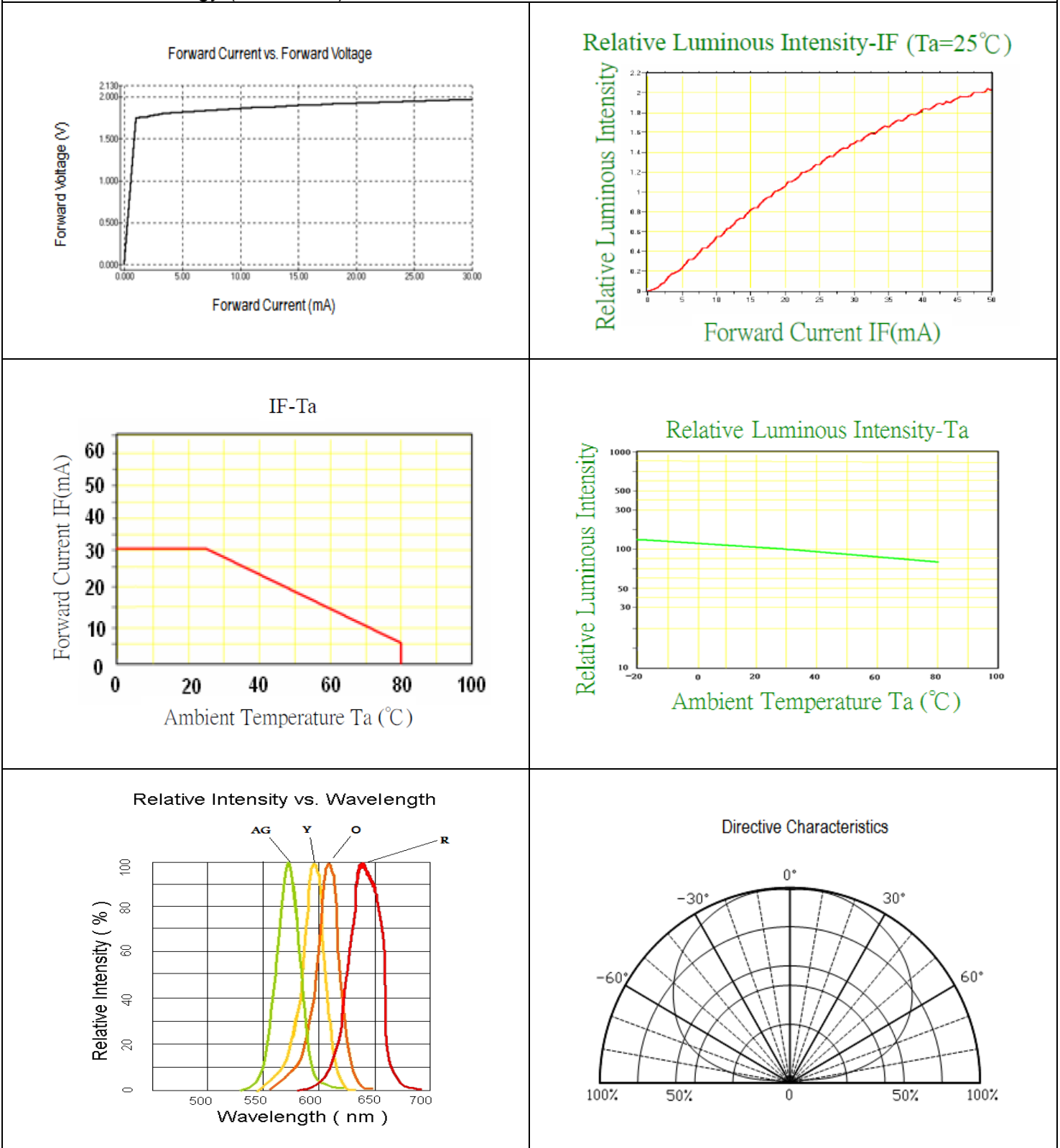
Bin	Min.	Max.	Unit
E	460	462.5	nm
F	462.5	465	
G	465	467.5	
H	467.5	470	

**Dominant Wavelength  $\lambda_D$  for True Green @  $I_F=20\text{mA}$** 

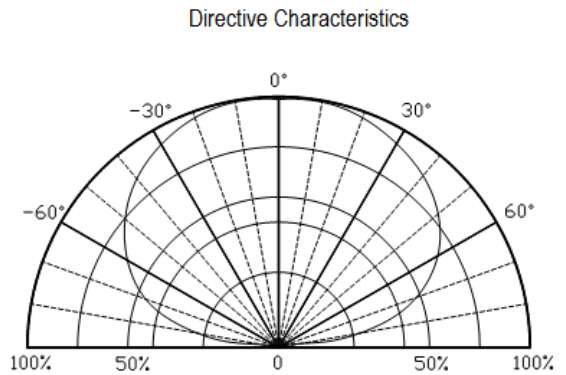
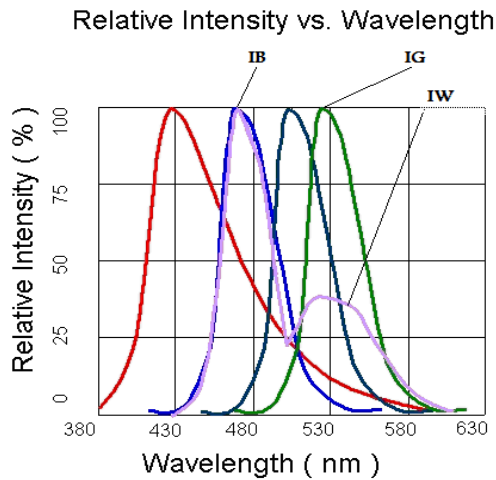
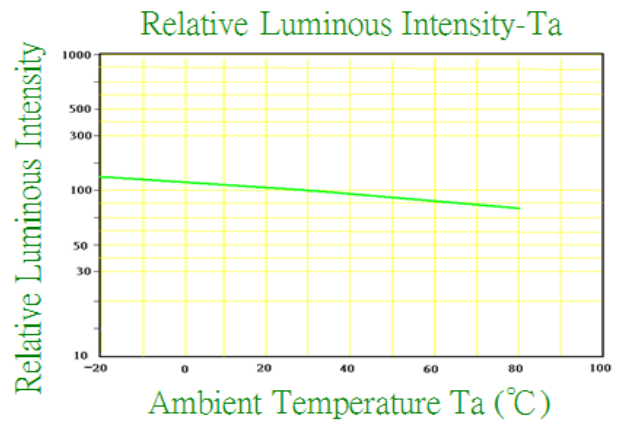
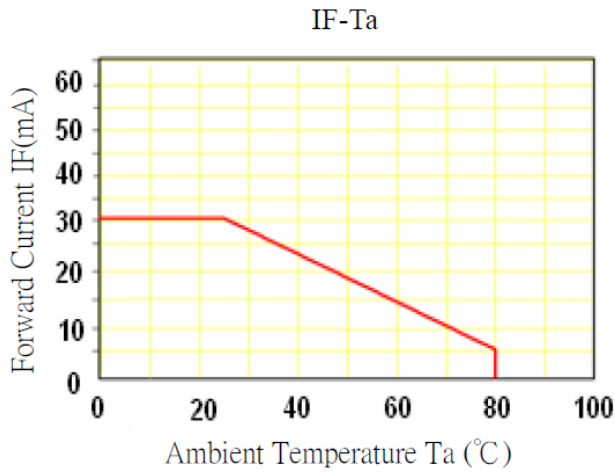
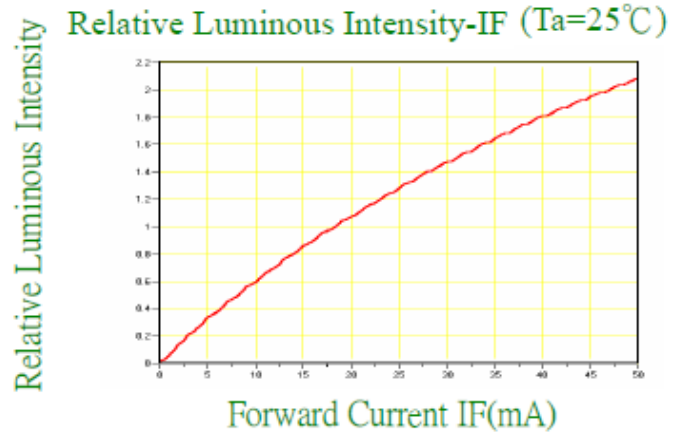
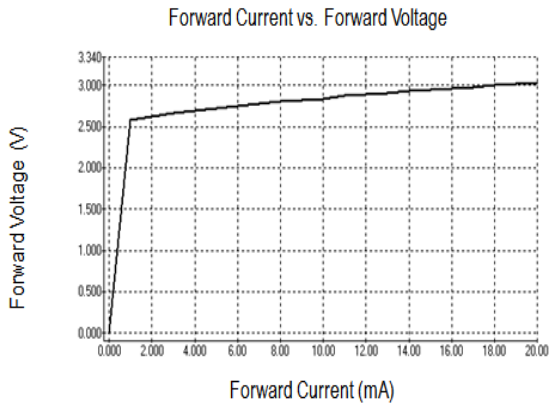
Bin	Min.	Max.	Unit
S	515	517.5	nm
T	517.5	520	
U	520	522.5	
V	522.5	525	

## Characteristic Curves

AllnGaP Technology (R/Y/O/AG)



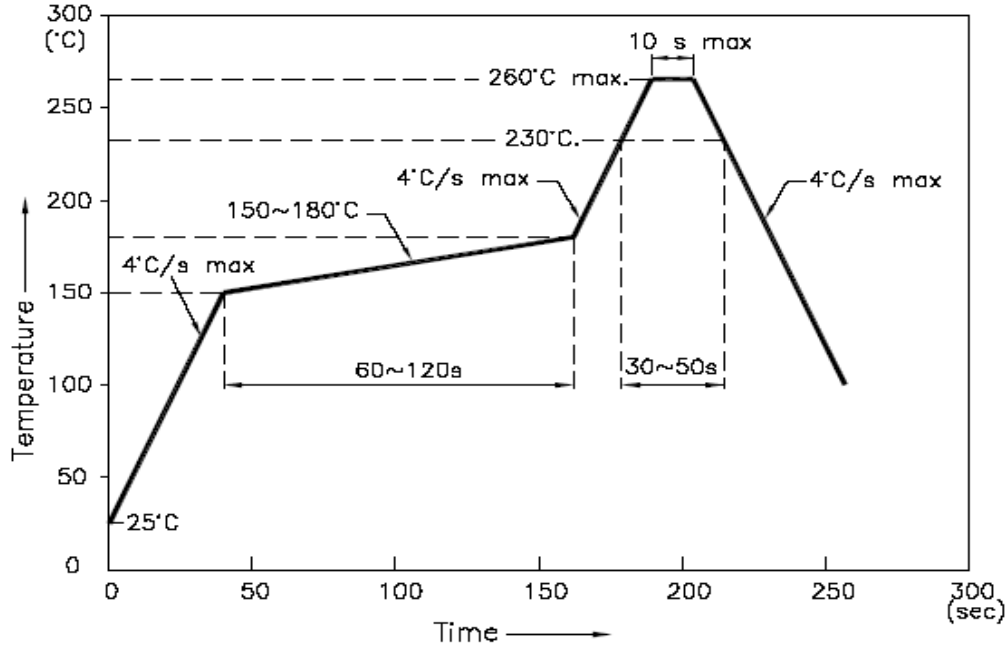
## InGaN Technology (IG/IB)



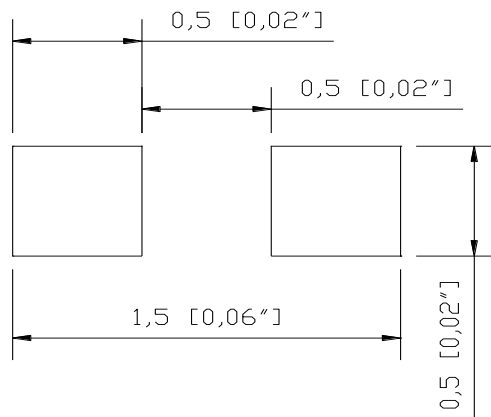


## Solder Profile & Footprint

-The recommended reflow soldering profile is as follows (temperatures indicated are as measured on the surface of the LED resin):



### Recommended Pad Layout

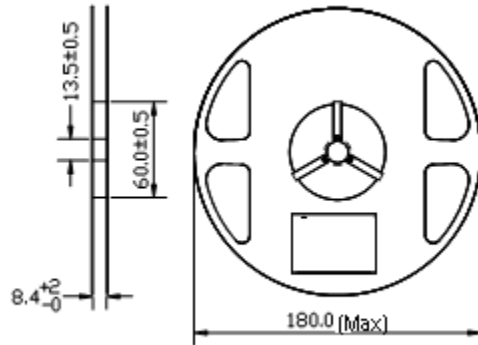


Units: mm

Tolerance: ±0.1mm

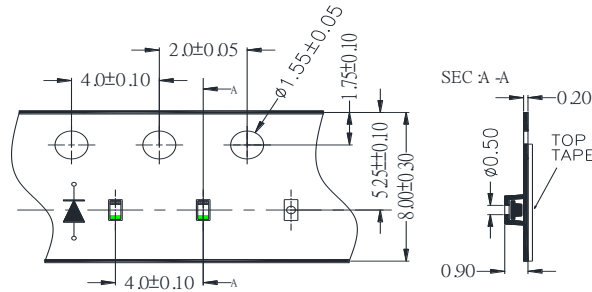
## Packing

Reel Dimension:



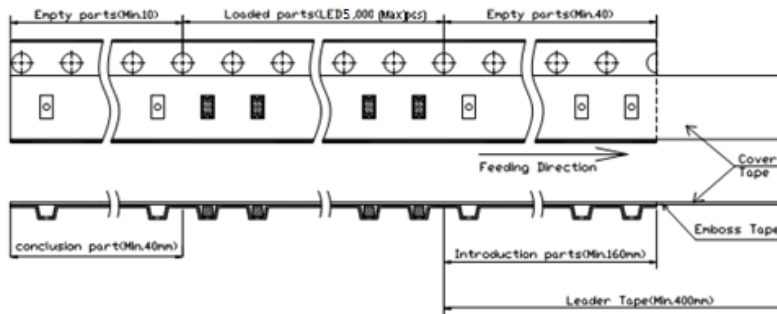
(Unit: mm)

Tape Dimension:

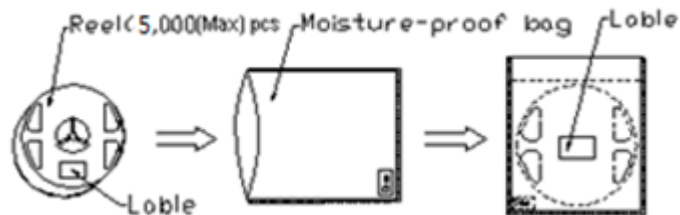


(Unit: mm)

Arrangement of Tape:



Packaging Specifications:



## Labeling



Part No: \_\_\_\_\_

Customer P/N: \_\_\_\_\_

Item: \_\_\_\_\_

Q'ty: \_\_\_\_\_

Vf: \_\_\_\_\_

Iv: \_\_\_\_\_

WI: \_\_\_\_\_

Date: \_\_\_\_\_

**Made in China**

## Ordering Information

Orderable Part #	Spec Range	Quantity per reel
QBLP595-R	Iv=120mcd typ. $\lambda_D$ =615nm to 630nm	5,000 units
QBLP595-O	Iv=165mcd typ. $\lambda_D$ =600nm to 610nm	5,000 units
QBLP595-Y	Iv=95mcd typ. $\lambda_D$ =585nm to 595nm	5,000 units
QBLP595-AG	Iv=35mcd typ. $\lambda_D$ =565nm to 576nm	5,000 units
QBLP595-IG	Iv=600mcd typ. $\lambda_D$ =515nm to 525nm	5,000 units
QBLP595-IB	Iv=85mcd typ. $\lambda_D$ =460nm to 470nm	5,000 units



## Revision History

Description:	Revision #	Revision Date
New Release of QBLP595 Series	V1.0	06/03/2016
Update the brightness for IG	V1.1	06/10/2016
Add the color Orange/ amend the brightness on Yellow and Yellow-green	V1.2	09/08/2016
Update the wavelength bin for IG / Fix the Recommended Pad Layout error	V1.3	09/15/2016
Add peak wavelength for all the colors	V1.4	02/21/2025

## Disclaimer

QT-BRIGHTTEK reserves the right to make changes without further notice to any products herein to improve reliability, function or design. QT-BRIGHTTEK does not assume any liability arising out of the application or use of any product or circuit described herein; neither does it convey any license under its patent rights, nor the rights of others.

## Life Support Policy

QT-BRIGHTTEK's products are not authorized for use as critical components in life support devices or systems without the express written approval of QT-BRIGHTTEK. As used herein:

1. Life support devices or systems are devices or systems which, (a) are intended for surgical implant into the body, or (b) support or sustain life, and (c) whose failure to perform when properly used in accordance with instructions for use provided in the labeling, can be reasonably expected to result in a significant injury of the user.
2. A critical component in any component of a life support device or system whose failure to perform can be reasonably expected to cause the failure of the life support device or system, or to affect its safety or effectiveness.

Product: QBLP595 Series	Date: February 15, 2025	Page 12 of 12
	Version# 1.4	